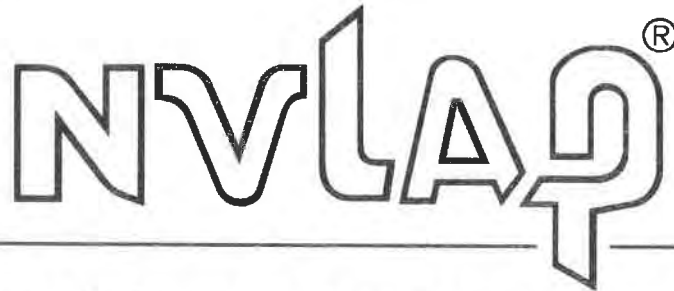


United States Department of Commerce
National Institute of Standards and Technology



Certificate of Accreditation to ISO/IEC 17025:2017

NVLAP LAB CODE: 200038-0

Webber Gage Division / L.S. Starrett Co.
Westlake, OH

*is accredited by the National Voluntary Laboratory Accreditation Program for specific services,
listed on the Scope of Accreditation, for:*

Calibration Laboratories

*This laboratory is accredited in accordance with the recognized International Standard ISO/IEC 17025:2017.
This accreditation demonstrates technical competence for a defined scope and the operation of a laboratory quality
management system (refer to joint ISO-ILAC-IAF Communique dated January 2009).*

2021-12-08 through 2022-12-31

Effective Dates



A handwritten signature in blue ink, appearing to read 'Dana S. Lamm', written over a horizontal line.

For the National Voluntary Laboratory Accreditation Program

CALIBRATION LABORATORIES


NVLAP LAB CODE 200038-0

SCOPE OF ACCREDITATION TO ISO/IEC 17025:2017

<p>Webber Gage Division / L.S. Starrett Co. 24500 Detroit Road Cleveland, OH 44145 Mr. Brian Morris Phone: 440-835-0001 Fax: 440-892-9555 E-mail: bmorris@starrett-webber.com URL: http://www.starrett-webber.com</p>	<p>Fields of Calibration Dimensional</p> <p>This laboratory is compliant to ANSI/NCSL Z540-1-1994; Part 1. (20/A01)</p>
--	---

CALIBRATION AND MEASUREMENT CAPABILITIES (CMC) ^{Notes 1,2}

Measured Parameter or Device Calibrated	Range	Expanded Uncertainty ^{Note 3,7,8}	Remarks
DIMENSIONAL			
ANGULAR (20/D01)			
Angle Gage Blocks	Up to 6 in	0.8 arc sec	Comparison
Optical Cubes	Up to 4 in	0.8 arc sec	Comparison or closure method, when possible
Optical Polygons (3, 4, 5, 6, 8, 10, 12, 15, 16, 18, 24, 36 or 72 sides)	Up to 12 inches	1.0 arc sec	Comparison
GAGE BLOCKS (20/D03)			
Standard Size Gage Blocks <small>Note 8</small>	0 in to 0.1 in 0 in to 1.0 in > 1.0 in to 4 in > 4.0 in to 20 in 0 mm to 2.5 mm > 2.5 mm to 25 mm > 25 mm to 100 mm > 100 mm to 500 mm 0.0 in to 0.1 in >0.1 in to 4.0 in >4.0 in to 20 in	1.8 µin 1.4 µin 0.83 µin + 0.67L µin 2.2 µin + 0.32L µin 46 nm 36 nm 23 nm + 0.65L nm 55 nm + 0.33L nm 2.0 µin 1.6 µin + 0.62L µin 1.9 µin + 0.56L µin	Master Grade Calibration Commercial Grade Calibration



2021-12-08 through 2022-12-31
 Effective dates

For the National Voluntary Laboratory Accreditation Program


CALIBRATION LABORATORIES

NVLAP LAB CODE 200038-0

CALIBRATION AND MEASUREMENT CAPABILITIES (CMC) Notes 1,2

Measured Parameter or Device Calibrated	Range	Expanded Uncertainty <small>Note 3,7, 8</small>	Remarks
Non-Standard Size Gage Blocks	0 mm to 2.5 mm	51 nm	
	>2.5 mm to 100 mm	40 nm + 0.64L nm	
	> 100 mm to 500 mm	49 nm + 0.55L nm	
	0 in to 1.0 in	2.2 μin	
	> 1.0 in to 4.6 in	1.6 μin + 1.0L μin	
	> 4.6 in to 20.0 in	5.0 μin + 0.35L μin	
	0 in to 25 mm	55 nm	
	> 25 mm to 117 mm	45 nm + 1.0L μm	
	> 117 mm to 500 mm	130 nm + 35L nm	
LENGTH & DIAMETER; STEP GAGES (20/D05)			
Calibration of Webber Style Step Gages	0 in to 85 in	0.79 μin + 1.5L μin	Commercial Grade Calibration
	0 mm to 2150 mm	21 nm + 1.5L nm	
OPTICAL REFERENCE PLANES (20/D08)			
Reference Plane Diameter	0 in to 6 in	3 μin	Comparison
END			

2021-12-08 through 2022-12-31
Effective dates


For the National Voluntary Laboratory Accreditation Program

CALIBRATION LABORATORIES

NVLAP LAB CODE 200038-0

Notes

Note 1: A Calibration and Measurement Capability (CMC) is a description of the best result of a calibration or measurement (result with the smallest uncertainty of measurement) that is available to the laboratory's customers under normal conditions, when performing more or less routine calibrations of nearly ideal measurement standards or instruments. The CMC is described in the laboratory's scope of accreditation by: the measurement parameter/device being calibrated, the measurement range, the uncertainty associated with that range (see note 3), and remarks on additional parameters, if applicable.

Note 2: Calibration and Measurement Capabilities are traceable to the national measurement standards of the U.S. or to the national measurement standards of other countries and are thus traceable to the internationally accepted representation of the appropriate SI (Système International) unit.

Note 3: The uncertainty associated with a measurement in a CMC is an expanded uncertainty with a level of confidence of approximately 95 %, typically using a coverage factor of $k = 2$. However, laboratories may report a coverage factor different than $k = 2$ to achieve the 95 % level of confidence. Units for the measurand and its uncertainty are to match. Exceptions to this occur when marketplace practice employs mixed units, such as when the artifact to be measured is labeled in non-SI units and the uncertainty is given in SI units (Example: 5 lb weight with uncertainty given in mg).

Note 3a: The uncertainty of a specific calibration by the laboratory may be greater than the uncertainty in the CMC due to the condition and behavior of the customer's device and specific circumstances of the calibration. The uncertainties quoted do not include possible effects on the calibrated device of transportation, long term stability, or intended use.

Note 3b: As the CMC represents the best measurement results achievable under normal conditions, the accredited calibration laboratory shall not report smaller uncertainty of measurement than that given in a CMC for calibrations or measurements covered by that CMC.

Note 3c: As described in Note 1, CMCs cover calibrations and measurements that are available to the laboratory's customers under *normal conditions*. However, the laboratory may have the capability to offer special tests, employing special conditions, which yield calibration or measurement results with lower uncertainties. Such special tests are not covered by the CMCs and are outside the laboratory's scope of accreditation. In this case, NVLAP requirements for the labeling, on calibration reports, of results outside the laboratory's scope of accreditation apply. These requirements are set out in Annex A.5 of NIST Handbook 150, Procedures and General Requirements.

Note 4: Uncertainties associated with field service calibration may be greater as they incorporate on-site environmental contributions, transportation effects, or other factors that affect the measurements. (This note applies only if marked in the body of the scope.)

Note 5: Values listed with percent (%) are percent of reading or generated value unless otherwise noted.


Note 6: NVLAP accreditation is the formal recognition of specific calibration capabilities. Neither NVLAP nor NIST guarantee the accuracy of individual calibrations made by accredited laboratories.

Note 7: Where L is the numerical value of the measurand in the same units shown in the range.

Note 8: For materials other than chrome-carbide CMC may be approximately 40 % larger.

2021-12-08 through 2022-12-31

Effective dates



For the National Voluntary Laboratory Accreditation Program